

# Climate Clock: Activity Cards

Illustrator Pekka Rahkonen

*Climate Clock is one of the most significant productions of the Oulu2026 European Capital of Culture year, where art intertwines with science and nature to inspire environmental awareness and reconnect us with nature's time. Six permanent artworks will be located in Haukipudas, Kiiminki, Oulu city centre, Oulunsalo, Yli-li, and Ylikiiminki. Alongside these permanent artworks is The Most Valuable Clock in the World, a new artwork co-created with the local communities by renowned artists Tellervo Kalleinen and Oliver Kochta-Kalleinen.*

The Climate Clock Activity Cards have been created in collaboration with the City of Oulu's Stream Towards Sustainable Future, teachers and Oulu Culture Foundation. The cards offer a playful way to experience the Climate Clock artworks.

The cards are divided into four categories:

- **Yellow: Ponder and Wonder**
- **Red: Express and Create**
- **Blue: Sense and Explore**
- **Green: Find and Feel Nature**

The deck also includes empty cards for your own activity ideas.

Check the settings carefully before printing the material: **Print horizontal on both sides and flip pages on short edge.**

*The original idea and content of the activity cards have been created by Anu Lassuri and Paula Puumalainen. Liisa Lauri, Sanna Mäkelä, Paula Ratava and Saara Viio have also been involved in developing and translating the cards and other teaching materials.*

**What could the artwork be used for?**

**What kind of weather would be best for visiting the artwork? Why?**

**What do you think the artist was interested in when they were young?**





**Think about how much time was spent making the artwork.**

**Why do you think the artwork was made?**

**If the artwork could speak, what would it say?**

**What do you think of the artwork? Give reasons for your opinion.**

**Who would you bring to see this artwork? Why?**









**What snacks  
would you take  
with you for  
visiting this  
artwork?**

**Find out who  
created the  
artwork.**

**Put yourself in  
the artist's  
position and  
think what  
might have  
inspired them  
to create such  
a work.**

**How does the  
artwork make  
you feel?**





**What would you like to thank the artwork for?**

**If you would play with the artwork, what would you play together?**

**If you could continue the artwork yourself, what would you add to it?**






**If the artwork could move, how would it move?**

**Can you pretend to be the artwork?  
What shape could your body take?**

**Who or what could be the artwork's enemy?**

**What games could be played near the artwork?**

**What song or nursery rhyme does the artwork remind you of?**



**What would  
your own  
artwork be like?**

**If the artwork  
had a profession,  
what would  
it be?**

**Who or what  
could be the  
artwork's  
friend?**



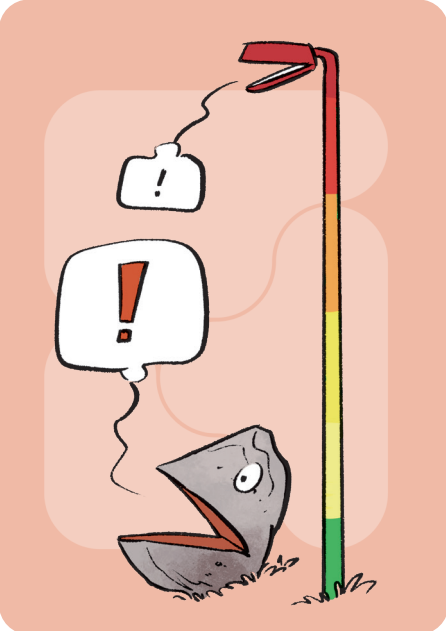
**If the artwork  
could speak,  
what kind of  
voice would  
it have?**

**If the artwork  
ran away, where  
would it go and  
with whom?**

**Create a slogan  
or sales pitch for  
the artwork.**

**Invent a new  
name for  
the artwork.**

**If the artwork  
were an animal,  
which animal  
would it be?**



**Measure  
whether you  
can get your  
arms around  
the artwork.**

**Lie on your back  
and look at the  
artwork.**

**How does the  
artwork feel on  
your fingertips?**




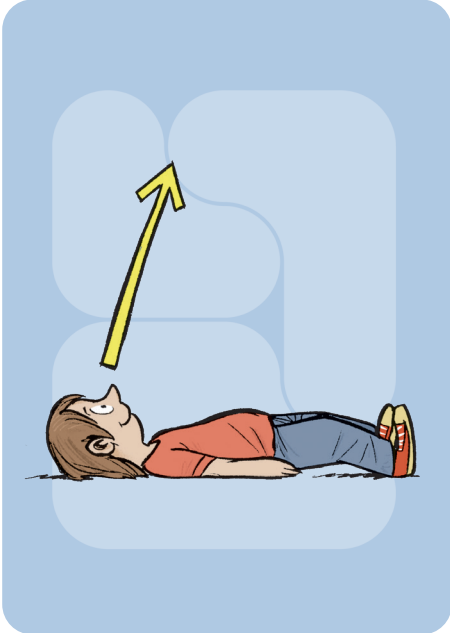
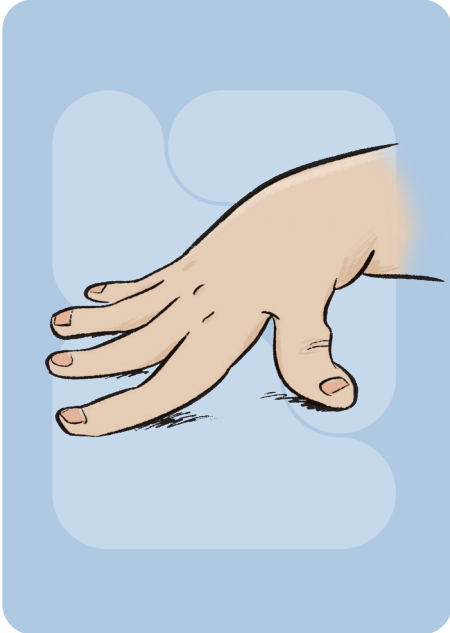
**What sounds  
can you hear  
near the  
artwork?**

**What do you  
see around  
the artwork?**

**What would you  
need to move  
the artwork?**

**What does  
the artwork  
smell like?**

**Think about  
how the  
artwork has  
been made and  
what materials  
have been used.**



**Can you form a circle around the artwork as a group?**



**Can you hide behind the artwork? Can the whole group hide behind it?**

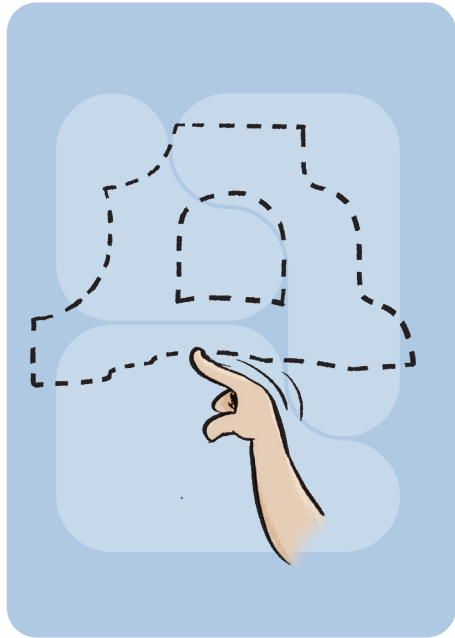



**What does the artwork look like if you view it upside down?**

**As a group, can you arrange yourselves into the shape of the artwork?**

**Trace the outline of the artwork in the air with your finger as accurately as possible.**

**Make a frame with your fingers and examine the artwork more closely. What is your favourite part?**





**How does human activity affect the artwork's environment in positive and negative ways?**

**What in the artwork and its surroundings will decompose, and what will not?**

**What will the artwork look like in a year's time? What about in ten or a hundred years?**




**How do weather conditions affect the artwork?**

**Can you find something in nature nearby that is similar in shape or colour to the artwork?**

**Shift your gaze from a detail of the artwork to the distant landscape and back again.**

**Does the artwork remind you of a place in nature you have visited?**

**What makes you feel calm in the artwork or in the surroundings?**



**In what kind of natural setting do you think the artwork would belong?**

**Find one unique thing in the environment and remember it.**

**What animals might go by the artwork, or live in it or near it?**

**Observe the artwork and its surroundings. How do you feel?**

**Continue the artwork around it by using materials found in nature. Please be mindful of everyone's rights.**

**Imagine how the artwork is feeling as the climate and nature are changing.**

**What happens around the artwork during the day? What about at night?**

